


2020 Nissan NV350 LWB Hi Roof



Purchase Price **\$35,990**
Includes GST, Registration & Licensing

Indicative repayments
\$256.59 per week*
Based on a 36 month term & 10% deposit.
Total repayments (156) = **\$43,627.24**



Gain peace of mind with Mechanical Breakdown Insurance. **Ask us how.**

Top features

- » ABS Braking
- » Adjustable Steering Co...
- » Air Conditioning
- » Automatic
- » Cloth Trim
- » Cup Holders
- » Diesel
- » Frontal Impact Mitigat...
- » Heated Rear Window
- » Load Adjustable Headli...
- » Power Steering
- » Power Windows
- » Rear Wiper
- » Remote Central Locking
- » SRS Airbag
- » Tinted Windows
- » Traction control
- » Turbo

Body Style
5 door, Van

Odometer
104,000 km

Engine
2500 cc


Fuel Type
Diesel

Transmission
Auto, Rear Wheel

Wheels
-

VIN
7AT0DH8RX26101195

Interior
-

Safety

Based on 2025 VSRR rating

Reg No.
-

Ext Colour
White

History
-

Seats
3 seats, Cloth

CO2 Emissions
★ ★ ★ ☆ ☆ ☆
237 grams/km


Energy Economy
★ ☆ ☆ ☆ ☆ ☆
Annual fuel cost of \$3,610
9.1L per 100km

Cost per year is an estimate based on diesel price of \$2.00 per litre and an average distance of 14000 km. Includes Road User Charges (RUC). Emissions and Energy Economy figures standardised to 3P WLTP.

Stock ID: 6648

**NZ Light
Commercials**

NZ Light Commercials | Phone 09 299 9182 | Email
sales@nzlightcommercials.co.nz
186 Great South Road, Takanini, Auckland 2112, New Zealand
www.nzlightcommercials.co.nz



* NZ Light Commercials is not a lender nor a financial adviser. Any amounts displayed should not be seen as an offer of finance or taken as financial advice. The interest rate, fees and loan term used in this calculation may not actually represent those available from lenders. Actual interest rates, fees and loan terms will vary per lender and are typically based on an assessment of your credit risk and responsible lending criteria. Any repayment amounts displayed are indicative only and have been calculated using several other indicative inputs. The interest rate used in this calculation is an arbitrary 12.95%, however exact interest rates vary per lender. The term of the loan used in this calculation is 36 months. Exact terms available vary per lender although options typically include 6, 12, 18, 24, 36, 48 and 60 months. This calculation also includes two typical mandatory fees charged by lenders. These are an account admin fee of \$8.50 per month (other payment frequencies may be available) and a one-off establishment fee of \$380.00. Typically, this fee can be paid upfront or, as in this calculation, be capitalised over the contract term, ie. included in the loan amount. These fees can vary per lender and other non-mandatory fees and charges may also apply. The total amount of repayments has been calculated by multiplying 156 weekly repayments (based on a 36 month term) by the weekly repayment amount of \$256.59 which equals \$43,627.24. This calculator does not consider any of your own personal circumstances and we strongly suggest you seek budgeting advice prior to committing to any loan contract. Responsible lending criteria and lender terms and conditions will likely apply to any finalised loan contract. Proof of security and/or vehicle insurance may also be required before proceeding.